

KANDAGIRI SPINNING MILLS LIMITED (CIN : L17111TZ1976PLC000762)

Regd. Office : Mill Premises, Udayapatti P.O., Salem 636 140

e-mail : sales@kandagirimills.com Phone 0427 2244400 Fax 0427 2244422 Web site : www.kandagirimills.com

STATEMENT OF AUDITED (STANDALONE AND CONSOLIDATED) FINANCIAL RESULTS FOR THE YEAR ENDED MARCH 31, 2017

Sl No	Particulars	Three months ended			Year Ended		Year Ended	
		STANDALONE			Standstone		Consolidated	
		31.03.2017	31.12.2016	31.03.2016	31.03.2017	31.03.2016	31.03.2017	31.03.2016
		Unaudited	Unaudited	Unaudited	Audited	Audited	Audited	Audited
1.	Total Income from Operations	1,235.91	1,416.17	2,804.28	7,802.77	14,478.21	7,802.77	14,478.21
2.	Net Profit / (Loss) before tax and exceptional item	(687.61)	(1,125.21)	(379.21)	(2,660.50)	(1,133.76)	(2,660.50)	(1,133.76)
3.	Net Profit / (Loss) before tax and after exceptional item	857.01	(1,125.21)	(379.21)	(1,115.89)	(1,133.76)	(1,115.88)	(1,133.76)
4.	Net Profit / (Loss) after tax and exceptional item	857.01	(1,125.21)	(379.21)	(1,115.89)	(1,133.76)	(1,115.88)	(1,133.76)
5.	Net Profit / (Loss) after tax and exceptional item and after group share of profit of associates	857.01	(1,125.21)	(379.21)	(1,115.89)	(1,133.76)	(1,106.90)	(1,110.11)
6.	Paid-up equity share capital (Face value per share Re.10)	385.75	385.75	385.75	385.75	385.75	385.75	385.75
7.	Reserves (excluding Revaluation Reserve) as shown in the Balance sheet of Previous year							
8.	Earnings Per Share (EPS) (before exceptional items) (Rs.) (of Re.10 each - Not annualised)							
	a) Basic	(17.86)	(29.23)	(9.85)	(69.12)	(29.46)	(69.12)	(29.46)
	b) Diluted	(17.86)	(29.23)	(9.85)	(69.12)	(29.46)	(69.12)	(29.46)
9.	Earnings Per Share (EPS) (after exceptional items) (Rs.) (of Re.10 each - Not annualised)							
	a) Basic	22.27	(29.23)	(9.85)	(28.99)	(29.46)	(28.99)	(29.46)
	b) Diluted	22.27	(29.23)	(9.85)	(28.99)	(29.46)	(28.99)	(29.46)

Notes

- The above is an extract of the detailed format of Year Ended Financial Results filed with the Stock Exchanges under Regulation 33 of the SEBI (Listing Obligations and Disclosure Requirements)
- The figures for the previous periods have been reclassified / regrouped wherever necessary.

For and on behalf of the Board



R. Selvarajan

Chairman and Managing Director



Salem
May 6, 2017

KANDAGIRI SPINNING MILLS LIMITED (CIN : L17111TZ1976PLC000762)

Regd. Office : Mill Premises, Udayapatti (P.O.), Salem 636 140


e-mail : sales@kandagirimills.com

e-mail : sales@kandagirimills.com Phone 0427 2244400 Fax 0427 2244422 Web site : www.kandagirimills.com

STATEMENT OF AUDITED (STANDALONE AND CONSOLIDATED) FINANCIAL RESULTS FOR THE YEAR ENDED MARCH 31, 2017

Rs. lakhs

		Three months ended			Year ended		Year ended	
		STANDALONE			STANDALONE		CONSOLIDATED	
		31.03.2017	31.12.2016	31.03.2016	31.03.2017	31.03.2016	31.03.2017	31.03.2016
	Unaudited	Unaudited	Unaudited	Audited	Audited	Audited	Audited	
	Part-I							
1.	Income from Operations							
a.	Net Sales / Income from operations	1,172.63	1,400.41	2,801.03	7,701.64	14,463.21	7,701.64	14,463.21
b.	Other Operating Income	63.28	15.76	3.25	101.13	15.00	101.13	15.00
	Total Income from Operations	1,235.91	1,416.17	2,804.28	7,802.77	14,478.21	7,802.77	14,478.21
2.	Expenses							
a.	Cost of Materials consumed	630.18	730.49	2,048.35	4,604.38	9,327.27	4,604.38	9,327.27
b.	Purchase of stock-in-trade	--	--	--	--	--	--	--
c.	Changes in inventories of finished goods, work in progress and stock in trade	335.47	571.08	(476.18)	1,115.19	(676.77)	1,115.19	(676.77)
d.	Employee benefits expense	214.54	226.23	435.05	1,240.09	1,910.35	1,240.09	1,910.35
e.	Depreciation and amortisation expense	139.48	190.70	192.74	711.58	758.67	711.58	758.67
f.	Power cost (net)	191.38	315.46	461.00	735.55	1,961.63	735.55	1,961.63
f.	Other expenses	163.92	176.41	234.53	828.70	1,113.89	828.70	1,113.89
	Total Expenses	1,674.97	2,210.36	2,895.48	9,235.49	14,395.05	9,235.49	14,395.05
3.	Profit from operations before other income, finance costs and exceptional item (1-2)	(439.05)	(794.19)	(91.20)	(1,432.71)	83.16	(1,432.71)	83.16
4.	Other income	2.68	6.91	3.89	23.26	26.74	23.26	26.74
5.	Profit from ordinary activities before finance costs and exceptional item (3+4)	(436.38)	(787.28)	(87.31)	(1,409.46)	109.90	(1,409.46)	109.90
6.	Finance costs	251.23	337.93	291.90	1,251.04	1,243.66	1,251.04	1,243.66
7.	Profit/(Loss) from ordinary activities after finance costs but before exceptional item (5-6)	(687.61)	(1,125.21)	(379.21)	(2,660.50)	(1,133.76)	(2,660.50)	(1,133.76)
8.	Exceptional item	1,544.61	-	-	1,544.61	-	1,544.61	-
9.	Profit/(Loss) from ordinary activities before tax (7-8)	857.01	(1,125.21)	(379.21)	(1,115.89)	(1,133.76)	(1,115.88)	(1,133.76)
10.	Tax expense - Income Tax	-	-	-	-	-	-	-
	- Current Tax	-	-	-	-	-	-	-
	- Deferred Tax	-	-	-	-	-	-	-
11.	Net Profit/(Loss) from ordinary activities after tax (9-10)	857.01	(1,125.21)	(379.21)	(1,115.89)	(1,133.76)	(1,115.88)	(1,133.76)
12.	Extraordinary item (net of tax)	-	-	-	-	-	-	-
13.	Net profit/(Loss) for the period (11-12)	857.01	(1,125.21)	(379.21)	(1,115.89)	(1,133.76)	(1,115.88)	(1,133.76)
14.	Share of profit/(loss) of associates (net)	-	-	-	-	-	8.99	23.65
15.	Minority interest	-	-	-	-	-	-	-
16.	Net profit/(Loss) after tax, minority interest and share of profit of associates for the period (13+14-15)	857.01	(1,125.21)	(379.21)	(1,115.89)	(1,133.76)	(1,106.90)	(1,110.11)
17.	Paid-up equity share capital (Face value per share Re. 10)	385.75	385.75	385.75	385.75	385.75	385.75	385.75
18.	Reserves excluding Revaluation Reserve	-	-	-	430.16	1,519.03	379.11	1,459.00
19.	Basic/diluted Earnings Per Share (EPS) (Rs.)	22.27	(29.23)	(9.85)	(28.99)	(29.45)	(28.76)	(28.84)
20.	Dividend Per Share (Rs.)	-	-	-	-	-	-	-



Notes:

Clause 41 of the Listing Agreement for Companies (other than Banks)		Rs. in lakhs			
		STANDALONE		CONSOLIDATED	
1. STATEMENT OF ASSETS AND LIABILITIES		31.03.2017	31.03.2016	31.03.2017	31.03.2016
<i>Particulars</i>		Audited	Audited	Audited	Audited
A. EQUITY AND LIABILITIES					
Shareholders' funds					
Share capital		385.75	385.75	385.75	385.75
Reserves and surplus		2513.65	3629.54	2462.60	3569.51
Sub-Total-Shareholders funds		2899.40	4015.29	2848.35	3955.26
Non-current liabilities					
Long-term borrowings		2855.95	3608.89	2855.95	3608.89
Deferred tax liabilities (Net)		1683.84	1683.84	1683.84	1683.84
Other long term liabilities		0.00	0.00	0.00	0.00
Long-term provisions		151.79	148.88	151.79	148.88
Sub-Total-Non-Current Liabilities		4691.58	5441.61	4691.58	5441.61
Current liabilities					
Short-term borrowings		3001.81	3508.72	3001.81	3508.72
Trade payables		296.82	1272.70	296.82	1272.70
Other current liabilities		1103.77	2209.45	1103.77	2209.45
Short-term provisions		2.24	2.55	2.24	2.55
Sub-Total-Current Liabilities		4404.64	6993.42	4404.64	6993.42
TOTAL-EQUITY AND LIABILITIES		11995.62	16450.32	11944.57	16390.29
B. ASSETS					
Non-current assets					
Fixed assets					
Tangible assets		7412.40	9297.50	7412.40	9297.50
Intangible assets		0.00	0.00	0.00	0.00
Capital work-in-progress		0.00	0.00	0.00	0.00
Non-current investments		200.39	201.00	149.34	140.96
Long-term loans and advances		1354.35	1301.98	1354.35	1301.98
Other non-current assets		0.00	0.00	0.00	0.00
Sub-Total-Non-Current Assets		8967.14	10800.48	8916.09	10740.44
Current assets					
Inventories		2197.21	3599.78	2197.21	3599.78
Trade receivables		527.92	1804.19	527.92	1804.19
Cash and cash equivalents		16.26	69.49	16.26	69.49
Short-term loans and advances		254.26	139.62	254.26	139.62
Other current assets		32.83	36.76	32.83	36.77
Sub-Total-Non-Current Assets		3028.48	5649.84	3028.48	5649.85
TOTAL-ASSETS		11995.62	16450.32	11944.57	16390.29

NOTES:

1. The above standalone and consolidated financial results have been audited by the Company's Statutory Auditors, reviewed by the Audit Committee at their meeting held on May 5, 2017 and taken on record by the Board of Directors at its meeting held on May 6, 2017.

(A) Notes to the Standalone results of the Company

- The company's profitability was affected during the year due to low selling price coupled with sluggish trend in offtake of yarn and consequently the volume of production was also drastically reduced by nearly 50%.
- Pursuant to the approval given by the shareholder in the last Annual General Meeting, your company disposed of its windmill undertakings during the last quarter of the financial year 2016-17 and as a result of the disposal, the profit on sale of windmill undertakings is shown as exceptional item above.
- The company's primary segment is identified as business segment based on nature of products, risks, return and the internal business reporting system (ie. cotton yarn) and operates in a single geographical segment as per Accounting Standard 17.
- The figures of the last quarters of the year ended March 31, 2017 and March 31, 2016 are the balancing figures between the audited figures in respect of the full financial year and the published year to date figures of the third quarter of the respective financial year.
- Figures for the previous periods have been regrouped/reclassified/amended, wherever necessary.



(B) Notes to the Consolidated results of the Company

- The group's primary segment is identified as business segment based on nature of products, risks, return and the internal business reporting system and operates in a single geographical segment as per Accounting Standard 17. The Group is principally engaged in a single business segment viz cotton yarn.

For and on behalf of the Board

R. Selvarajan

Chairman and Managing Director

Salem
May 6, 2017

M. S. Krishnaswami & Rajan
Chartered Accountants

M.S.Krishnaswami & Rajan
Chartered Accountants
12, Maravaneri Vth Cross,
Salem - 636 007.
Ph: 042682000430
Email: krishnen@mskandr.com

Auditor's Report on Standalone Financial Results of **M/s Kandagiri Spinning Mills Limited** Pursuant to Regulation 33 of the SEBI (Listing Obligations and Disclosure Requirements), 2015

To
The Board of Directors of Kandagiri Spinning Mills Limited
Udayapatti,
Salem

We have audited the annual statement of Standalone Financial Results of Kandagiri Spinning Mills Limited ("the Company") for the year ended 31 March 2017 attached herewith, being submitted by the Company pursuant to the requirement of Regulation 33 of the SEBI (Listing Obligations and Disclosure Requirements) Regulations, 2015. Attention is drawn to the fact that the figures for the quarter ended 31 March, 2017 and the corresponding quarter ended in the previous year as reported in these standalone financial results are the balancing figures between audited figures in respect of the full financial year and the published year to date figures up to the end of the third quarter of the relevant financial year. Also the figures up to the end of the third quarter of the relevant financial year had only been reviewed and not subject to audit.

The Standalone Financial Results have been prepared on the basis of the annual Standalone financial statements and reviewed quarterly Standalone financial results which are the responsibility of the Company's Management and have been approved by the Board of Directors in the meeting held on 06 May 2017. Our responsibility is to express an opinion on these consolidated financial results based on our audit of the annual Standalone financial statements which have been prepared in accordance with the recognition and measurement principles laid down in Accounting Standards specified under Section 133 of the Companies Act, 2013 read with Rule 7 of the Companies (Accounts) Rules, 2014 and other accounting principles generally accepted in India.


We conducted our audit in accordance with the Standards on Auditing generally accepted in India. Those Standards require that we comply with ethical requirements and plan and perform the audit to obtain reasonable assurance about whether the Standalone financial results are free from material misstatement. An audit includes examining, on a test basis, evidence supporting the amounts disclosed as Standalone financial results. An audit also includes assessing the accounting principles used and significant estimates made by Management. We believe that our audit provides a reasonable basis for our opinion.

In our opinion and to the best of our information and according to the explanations given to us, these standalone financial results:

- (i) are presented in accordance with the requirements of Regulation 33 of the SEBI (Listing Obligations and Disclosure Requirements) Regulations, 2015 in this regard; and
- (ii) give a true and fair view of the net loss and other financial information for the financial year ended 31 March, 2017.

For M. S. Krishnaswami & Rajan
Chartered Accountants
Firm Registration No.01554S


R. Krishnen - Partner
Membership No.201133



M.S. Krishnaswami & Rajan
Chartered Accountants

Auditor's Report on Consolidated Financial Results of M/s Kandagiri Spinning Mills Limited Pursuant to Regulation 33 of the SEBI (Listing Obligations and Disclosure Requirements) Regulations, 2015

M.S. Krishnaswami & Rajan
Chartered Accountants
12, Maravaneri Vth Cross,
Salem - 636 007.
Tel : +918682000430
E-mail : r.krishnen@mskandr.com

To
The Board of Directors of Kandagiri Spinning Mills Limited
Udayapatti,
Salem

We have audited the accompanying statement of Consolidated Financial Results of Kandagiri Spinning Mills Limited ("the Company") and its associates for the year ended 31 March 2017 attached herewith, being submitted by the Company pursuant to the requirement of Regulation 33 of the SEBI (Listing Obligations and Disclosure Requirements) Regulations, 2015.

These Consolidated Financial Results have been prepared on the basis of the annual consolidated financial statements, which are the responsibility of the Company's Management and have been approved by the Board of Directors in the meeting held on May 06, 2017. Our responsibility is to express an opinion on these consolidated financial results based on our audit of the annual consolidated financial statements which have been prepared in accordance with the recognition and measurement principles laid down in Accounting Standards specified under Section 133 of the Companies Act, 2013 read with Rule 7 of the Companies (Accounts) Rules, 2014 and other accounting principles generally accepted in India.


We conducted our audit in accordance with the Standards on Auditing generally accepted in India. Those Standards require that we comply with ethical requirements and plan and perform the audit to obtain reasonable assurance about whether the consolidated financial results are free from material misstatement. An audit includes examining, on a test basis, evidence supporting the amounts disclosed as consolidated financial results. An audit also includes assessing the accounting principles used and significant estimates made by Management. We believe that our audit provides a reasonable basis for our opinion.

In our opinion and to the best of our information and according to the explanations given to us, these consolidated financial results:

- (i) include the financial results for the year ended 31 March, 2017 of the following entities:
 - a. SPM Health Care Services Private limited
- (ii) have been presented in accordance with the requirements of Regulation 33 of the SEBI (Listing Obligations and Disclosure Requirements) Regulations, 2015 in this regard; and
- (iii) give a true and fair view of the net loss and other financial information for the financial year ended 31 March, 2017.





For M.S. Krishnaswami & Rajan
Chartered Accountants
Firm Registration No.01554S

R. Krishnen - Partner
Membership No.201133



FORM A

Format of covering letter of the annual report to be filled with the Stock Exchanges

1	Name of the Company	Kandagiri Spinning Mills Limited
2	Annual financial statements for the year ended	March 31, 2017
3	Type of Audit observation	Un-qualified
4	Frequency of observation	NA
5	To be signed by-	
	<ul style="list-style-type: none">• CEO/Managing Director	 R. Selvarajan – Chairman and Managing Director
	<ul style="list-style-type: none">• CFO	 S. Vijay Shankar – CFO
	<ul style="list-style-type: none">• Auditor of the Company	 R. Krishnen – Partner M.S. Krishnaswami & Rajan
	<ul style="list-style-type: none">• Audit Committee Chairman	 S. Gnanasekaran – Chairman of Audit Committee